

Hajj 2025

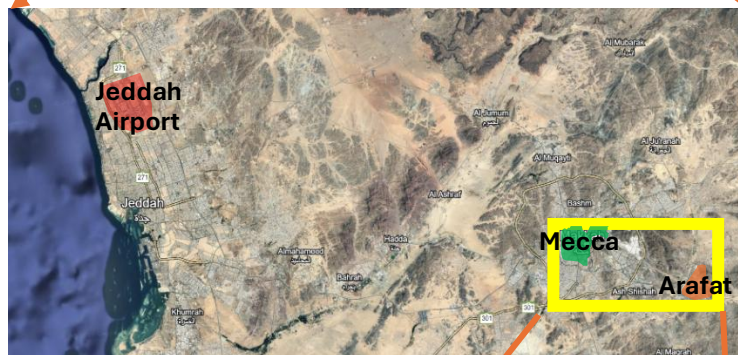
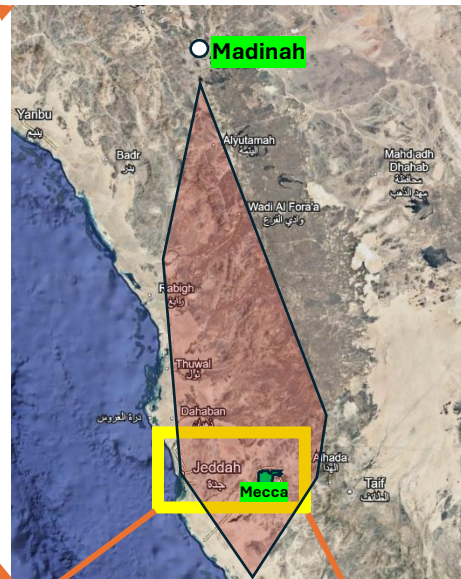
Maps, Itinerary, and Travel Guide

Maps

Borders of Mecca Country

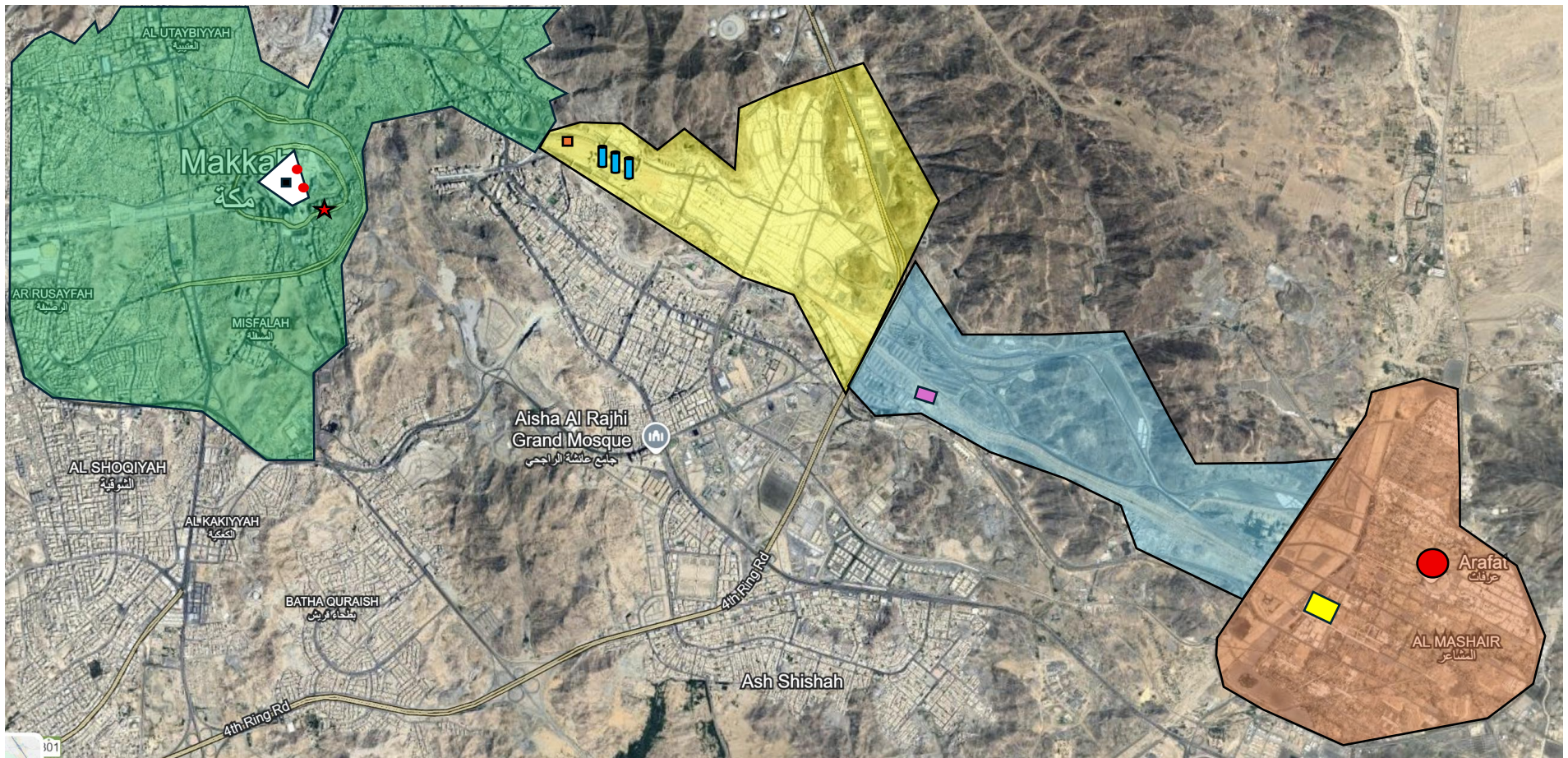
Borders where ihram should be put on when you enter for Hajj or Umrah. It should be a Muslims only area.














Arabia



The map in the following page is an enlargement of this area.

Map of Locations Mentioned in the Travel Itinerary



- | | | | | | | | | | | | | |
|---|---|---|---|---|---|---|---|---|---|---|---|---|
|  |  |  |  |  |  |  |  |  |  |  |  |  |
| Sacred Masjid
(Masjid Al-Haram) | Kaaba | Marwah & Safa | Mecca | Le Meridien Hotel | Albaya Masjid | Three Pillars
(Jamarat) | Mina | The Sacred Monument Masjid
(Al-Mashar Al-Haram Masjid) | Muzdalifah | Masjid Al-Nimrah | Mount of Mercy
(Jabal Al-Rahmah) | Arafat
(Obligatory for Hajj) |

(Obligatory
for Umrah)

← 19 km →

Travel Itinerary

God willing

17th of September

- Arrive at the Jeddah Airport
- Pass border check security
- Visit money exchange inside airport and exchange about 200 Dollars/Euros into about 700 Saudi Riyal (SAR)
- Buy tourist package prepaid SIM card for internet on phone. It's optional but very helpful. For a lot of you an e-SIM might be an option.
- Take train, bus, taxi, or Uber to Mecca (If traveling alone, you might want to take a bus or train. If traveling with someone else, you might want to take a taxi or Uber).
- Plan to arrive in Mecca about 2 or 3 hours later.
- If you traveled by bus or train, take a short taxi or Uber trip from the bus/train station to the **Le Méridien Hotel**.
- If you arrive at the **Le Meridien Hotel** before 5:00 PM, wait at the lobby of the hotel. The hotel has a nice big lobby where you can relax and spend quality time, and you might meet other submitters there.
- At around 5:00 to 6:00 PM Alban and Luna will arrive. You will not be able to check-in your rooms until Luna arrives because the rooms are booked under Luna Thabet's name.
- Once we meet and greet each other, let's not forget to compensate Luna Thabet for the hotel rooms which she booked on our behalf or any other payments which she might have made on your behalf (unless she agreed with you to pay it later as well). You can compensate her in US dollars or Euros in cash.
- Then everyone goes to their respective rooms.
- If you arrive at the hotel after 6:00 PM, Luna has either talked to the reception to let you check in, or you can ask them to call Luna Thabet in her room phone, and we can come down at the lobby to enable you to check-in your room.
- Depending on how exhausted you are from the travel, you might choose to do the night prayer there at the Sacred Masjid or at the hotel. The sacred masjid is about 10 minutes of walking distance to its closest part, but if you go further inside closer to the center of the masjid, it might take you 1 or 2 hours to go in and out.
- Make sure to rest and sleep at night to be ready for the next big day.

18th of September (Umrah day)

4:00 – 5:00	Wake up, take a shower, get ready, put ihram on (or dress for women) and take only your phone with you. Leave everything else inside the hotel room.
5:00-5:15	Meet at the hotel lobby area.
5:15-5:30	Walk all together to the Sacred Masjid.
5:30-5:45	Dawn Prayer at the Sacred Masjid.

5:45-8:00	Tawaf - Walk around (circle) Kaaba seven times (While walking, we commemorate God. The common formula is to say: “Labbayka Allaahumma Labbayk. Labbayka Laa Shareeka Laka Labbayk” (My God, I have responded to You. I have responded to You, and I proclaim that there is no other god besides You; I have responded to You).
8:00-9:00	Walk back to the hotel.
9:00-10:00	Eat breakfast at the hotel.
10:00-11:00	Rest in our rooms and bathroom break.
11:00-11:10	Meet at the hotel lobby (take only phones with you).
11:10-12:00	Walk to the Sacred Masjid.
12:00-13:00	Walk between Safa and Marwa seven times. (If the noon prayer is called in-between, the crowd just stops where they are and do the prayer in that location, and then you can continue finishing the walk between the Safa and Marwa) (the whole walk is indoors and airconditioned).
13:00-13:30	Walk back to hotel.
13:30-15:00	Rest, take a nap.
15:00-15:05	Meet at hotel lobby (with phones and money/wallets).
15:05-15:20	Walk to the masjid for the Afternoon Prayer.
15:20-16:10	Do afternoon prayer.
16:10-16:30	Exit masjid.
16:30-17:15	Buy and eat food.
17:15-18:00	Buy prayer mats, food for two meals, and water bottles and send them to hotel (we will need them for next day).
18:00-18:30	Walk to the masjid to do the Evening Prayer.
18:30-21:00	Free individual time (you may choose to stay at the masjid alone to read the Quran, commemorate God, and then do the night prayer, or go at the hotel to rest and do the night prayer there).
19th of September (Hajj day)	
5:00-5:20	Wake up and dress up .
5:20-5:30	Meet at the hotel lobby with phones only.
5:30-6:30	Walk to the masjid to do the Dawn Prayer and come back to the hotel.
6:30-7:30	Eat breakfast at hotel.
7:30-8:30	Take shower.
8:30-9:00	Get ready for Hajj (put prayer mats, water, food (one of the two meals which you have bought already), umbrellas and phones in the backpack and take the backpack with you).
9:00-9:10	Meet at the hotel lobby.
9:10-9:30	Call taxis or Ubers to pick us up at the hotel.
9:30-10:00	Travel from the hotel to Arafat (stop at center of Arafat called Jabal al-Rahmah).
10:00-10:05	First encounter with outdoors desert heat (use umbrellas and any shade you find as much as you can).
10:05-10:20	Split into three groups for safety purposes.

10:20-11:00	Group 1 walks to the park North of Masjid Al-Nimrah, Group 2 walks to the park South of Masjid Al-Nimrah (near Arafat Health Center 13), Group 3 stays at Jabal-al Rahmah.
11:00-12:00	Group 1 moves to the park East of Masjid Al-Nimrah, Group 2 moves to the shades of Masjid Al-Nimrah, Group 3 comes to the park south of Masjid Al-Nimrah.
12:30	All three groups arrive at the park North of Masjid Al-Nimrah at exactly the same time (12:30) to observe the Friday Prayer together.
12:30-13:00	Friday Prayer together
13:00-14:00	All three groups continue to commemorate God (meditate, read Quran etc.) while Group 1 goes back to Jabal-al Rahma, Group 2 moves to the park East of Masjid Al-Nimrah. Group 3 stays in the shades inside the courts of Masjid Al-Nimrah.
14:00-16:00	Asking God for forgiveness, meditation, reading Quran while sitting on prayer mats, and Afternoon Prayer.
16:00-18:20	Group 1 goes to one side near Jabal-al Rahman, Group 2 goes to the other side of Jabal-al Rahman, Group 3 goes to the park north of Masjid Al-Nimrah. Eat light food from our backpacks. Don't eat too much due to heat and you might also not always have convenient washrooms near you in this area.
18:20-18:30	Evening Prayer
18:30-21:00	Walk towards Muzdalifah all the way to near Al-Mashar Al Haram Masjid (Groups 1 and 2 walk through Pedestrian Road 6 leaving a 10-minute distance in-between, and Group 3 walks through Pedestrian Road 4) (Have two fifteen-minute breaks while walking to rest). Pick 21 small pebbles on the way, and put them in your backpack, so you can use them the next day.
21:00-21:30	Break
21:30-21:40	Night Prayer
21:40-22:00	Call and wait for taxis/Ubers at Al-Mashar Al Haram Masjid
22:00-22:20	Travel with taxis/Ubers back to Le Meridien Hotel
20th of September (finishing Hajj)	
3:00-4:00	Wake up and get ready to continue Hajj (with backpacks, putting prayer mats, water, food (the other meal which you have bought already), umbrellas and phones in the backpack and take the backpack with you) (try to do ablution at the hotel)
4:00-4:10	Meet at the lobby
4:10-4:30	Call Taxi/Uber
4:30-5:00	Travel with taxi/Uber to Al-Mashar Al Haram Masjid courtyard in Muzdalifah
5:00-5:45	Continue walking in the same three separate groups from where we left towards Mina (with 5-minute distanced between each group)
5:45-6:00	Do the Dawn Prayer at Mina (each group in a separate place).

6:00-7:00	Continue walking in Mina towards the Makkah direction.
7:00-7:30	Eat breakfast (find any place near or inside semi-opened tents or near the shade of a building)
7:30-8:00	Optional (walk through the three Jamarat, if open, and throw 7 stones at each Jamarat while saying “Allahu Akbar” each time you throw a stone).
8:00-8:15	All three groups meet at Albaya Masjid.
8:15-9:30	Walk towards Le Meridien Hotel where there are three barbershops nearby.
9:30-10:30	Visit the barbershops for haircuts. Tell the barber to use only hair clippers and no razor, so that he doesn’t cut you. They tend to cut you if they use a razor due to rushing with a large number of clients). For women, the barber will just symbolically cut the ends of your hair with scissors, or give you the scissors to do it on your own.
10:30 – 11:00	Go back to the hotel.
11:00 – 12:00	Remove ihram and take a shower. Your Hajj is complete. And then you can wear normal clothes after that. From this point on, anyone is free to do as they wish. We have not planned any group activities after this. We recommend that you maximize the time you spent at the Sacred Masjid (i.e. commemorating God, reading Quran, prayers, walking around Kaaba, walking between Safa and Marwa, etc.). Or you can also just rest/take naps/sleep at the hotel after an exhausting day.

21st of September (after Hajj)

- There is free breakfast at the hotel from 6:30 until 10:30.
- Free individual time to worship God at the Sacred Masjid. It’s a great reward to do all the five Contact Prayers at the Sacred Masjid. Things you can also choose to do is also just stay at the Sacred Masjid, commemorating God, reading Quran, prayers, walking around Kaaba (tawaf), walking between Safa and Marwa, resting at the hotel, shopping in Mecca etc.

22nd of September (after Hajj)

- There is free breakfast at the hotel from 6:30 until 10:30.
- **You must leave the room (check out) before 12:00.** If your flight back home is much later than that or the next day, you can ask the hotel reception to let you leave the luggage’s and backpack there, if they have a safe space for it.
- Free individual time to worship God at the Sacred Masjid. Things you can choose to do are doing the Contact Prayers at the Sacred Masjid, staying at the Sacred Masjid, commemorating God, reading Quran, prayers, walking around Kaaba, walking between Safa and Marwa, resting at the hotel, shopping, packing, etc.
- Don’t forget to travel to the airport in time. Plan three or four hours of travel from Mecca to the Airport, plus being at the airport about three hours before the flight departure. So, you should **leave Mecca at least six hours before your flight leaves from the Jeddah Airport.**

General Rules and Guidelines

- If you are late more than 10 minutes for any events in the itinerary, we will leave without you, unless we have reason to suspect that you had a medical emergency. You can catch us later at the other events.
- While in the state of ihram, you should abstain from sexual intercourse, vanities such as shaving, cutting the hair, cutting nails.
- Cleanliness, bathing, and regular hygiene practices are encouraged.
- No misconduct, no misbehaviour, no begging, no insisting.
- No arguments, religious debates, and bad language.
- Do not use the pilgrimage as an opportunity to attract. Marriage is prohibited during Hajj. And Hajj is not there to help you find a marriage partner. Hajj should be dedicated to God alone.
- If a female unintentionally ends up separated from her family member, try to find another female from our group to stay with.
- All the other rules of good behaviour and conduct which are found in the Quran also apply during Hajj.
- Also, the rules of any masjids which are permissible to visit in general also apply when you enter the Sacred Masjid. Below are the masjid rules:

Masjid Rules

Before we enter a permissible masjid, we should fulfill seven requirements:

1. Believe in God (9:18)
2. Believe in the Last Day (9:18)
3. Not fear anyone except God (9:18, 2:150)
4. Having given the Obligatory Charity (9:18)
5. We should not enter and leave without having performed the Contact Prayer (9:18, 7:29), whichever of the five Contact Prayers applies at this time. If we have already done the Contact Prayer outside of the masjid, or we go in the masjid in the forenoon when no prayer time is applicable, we should still do two Rakats of Contact Prayer (9:18, 7:29).
6. We should not enter the masjid without having ablution (5:6).
7. We should be clean and in modest clothes (7:31).

In the masjid, you may only:

- Do the Contact Prayer (9:18)
- Prostrate (7:29, 15:98)
- Bow down (2:125)
- Commemorate God (72:18, 22:40)
- Glorify God (20:130, 24:36, 33:42)
- Praise God (25:58, 32:15, 50:39)
- Read the Quran (2:185, 17:78)
- Pray (Silent Dua) (7:29)
- Implore God for forgiveness (40:55)
- Retreat (2:187)
- Eat and drink in moderation (7:31)
- Stand (7:29, 3:39)
- Sit (2:125)
- Greet people (6:54)
- Clean/maintain the masjid (9:18)
- Bring adornments (flowers, fragrances, provisions) (7:31, 3:37)
- Perform the tawaf (walking around Kaaba) which only applies to the Sacred Masjid.

In the masjid:

- We should enter peacefully and leave peacefully (2:191).
- We should not do anything which invalidates ablution (2:187, 5:6). You may fall asleep there (2:187), but when you wake up, you should go outside and perform ablution again, if you wish to stay further at the masjid.
- We should not preach (72:18), except for the Friday Sermon organized by the person in charge (62:9-11), but we will be at Arafat during Friday, God willing, so we will be doing the Friday Sermon at Arafat.
- We should not try to convert people (72:18), or have debates or discussions, or arguments, or engage in private discussions or in vain speech.
- We should not use entertainment like movies, reading, news, etc. (62:11).
- We should not buy and sell (62:11).
- We should not use that time to befriend people (6:70). You may acknowledge their presence with a simple greeting, “Salaam alaykum (Peace be upon you!)” (6:54).
- We should not call other names besides God (72:18).
- We should not answer any phone call (72:18).
- We should not pray to anyone besides God (72:18).

- We should not use our smartphones for other than reading or listening to the Quran in earphones (62:11, 5:48). The Quran may be read aloud when it does not interfere with others.
- We should not prevent others from entering because they might have different opinions and beliefs, except if they openly declare that they do not believe in God or the Last Day (9:17,18).
- We are not allowed to reserve spaces for later by leaving things there (72:18, 2:114).
- If we are told to make room for others to sit, we make room for others to sit. God will then make room for us (58:11).
- If those in charge ask us to get up and leave, we get up and leave. God will raise us to a higher rank (58:11).